

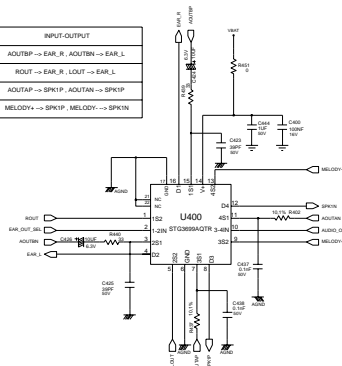
MEMORY

CAM ASIC

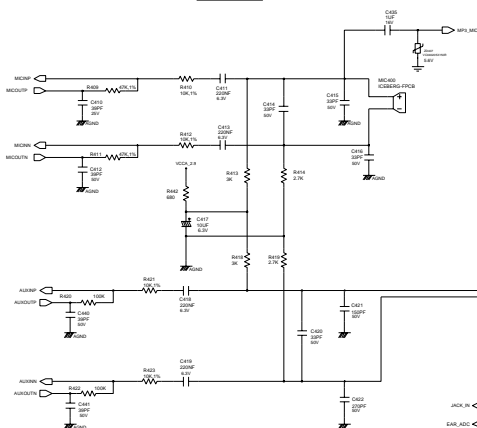
AUDIO CODEC

COMPANY NAME	SGH-E880_rev1.4
ADDRESS	
PHONE	
FAX	
EMAIL	
WEBSITE	

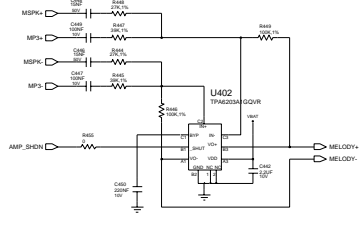
CONTROL	STATE	INPUT-OUTPUT
EAR_OUT_SEL	HIGH	AOUTBP → EAR_R, AOUTBN → EAR_L
	LOW	ROUT → EAR_R, AOUTN → EAR_L
AUDIO_OUT_SEL	HIGH	AOUTAP → SPK1P, AOUTAN → SPK1P
	LOW	MELODY+ → SPK1P, MELODY- → SPK1N



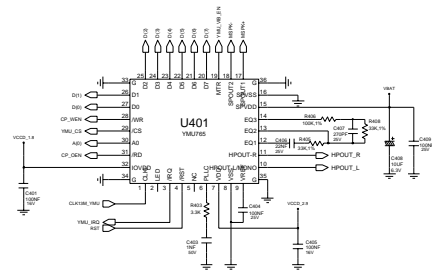
AUDIO SW



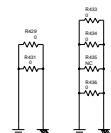
AUDIO



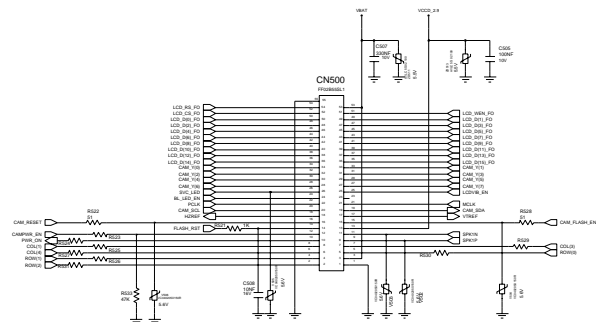
AUDIO AMP



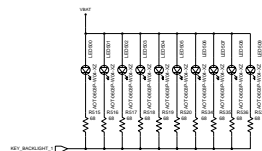
YAMAHA



PROJECT	COMPANY NAME
DESIGN BY	Address
REVISION	DATE
DESCRIPTION	
BY:SGH-E880	SGH-E880_rev1.4



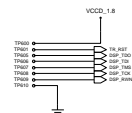
LCD CONNECTOR



BACK LIGHT LED

KEY

Engineer	COMPANY NAME
Drawn by	
Address	City
R&D Code	TITLE
DATE OF THIS CHECK	SGH-E880...rev1.4



Engineer	COMPANY NAME	
Drawn by	Address	
	City	
READ CHECK	TITLE	Scale AS
DOC. CHECK	SGH-E880 rev'd 4	

