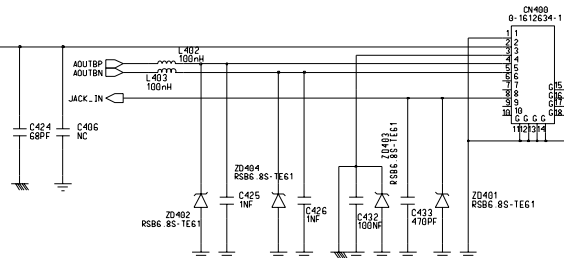
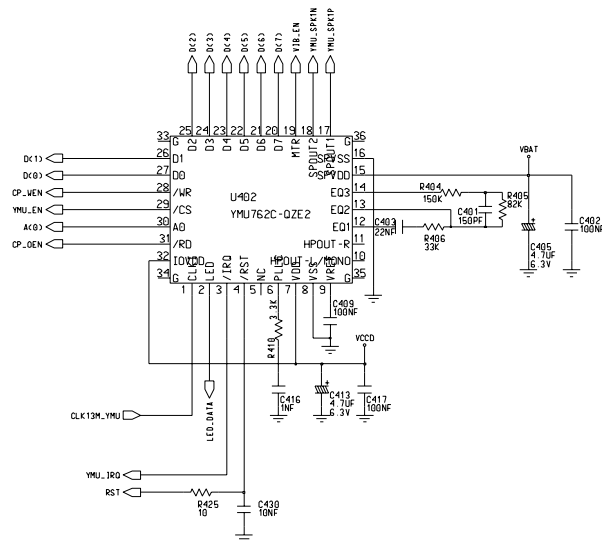
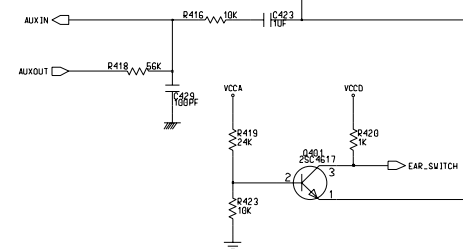






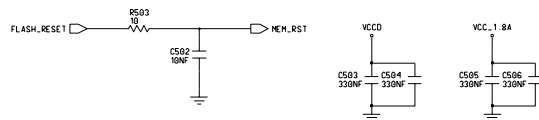


Changed by user8	Date Changed 2004.09.01	Time Changed 5:14:17 PM	DA CHK	REV 1.2A	Drawing Number	Sheet 3 of 10
---------------------	----------------------------	----------------------------	--------	-------------	----------------	---------------



AUDIO

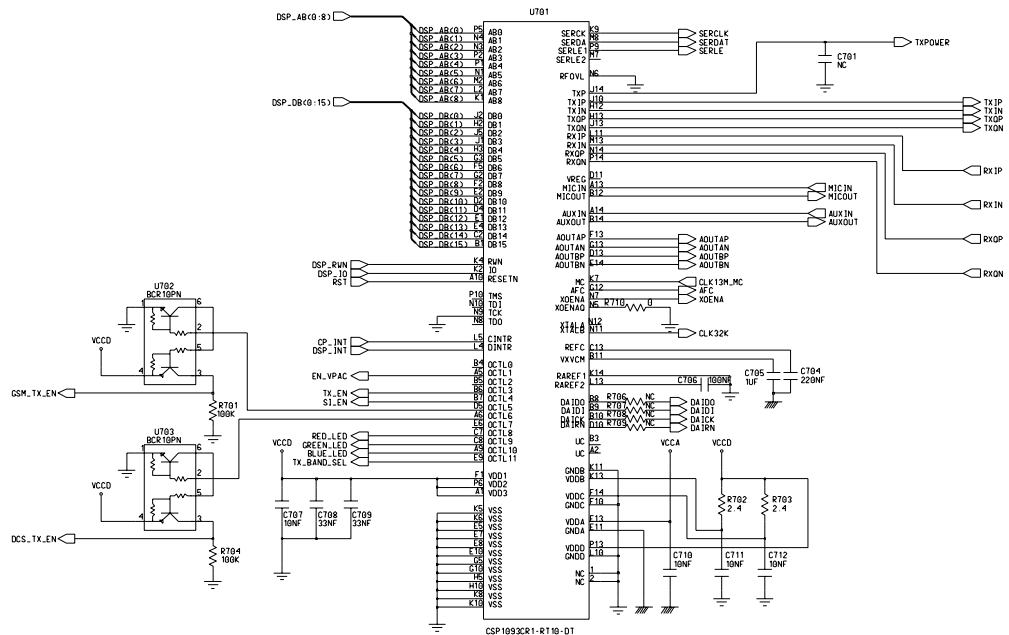
Engineer	COMPANY NAME		
Drawn by	Address		
	City		
RD CHK	TITLE:		Size A3
DWG CYCL CHK	SGH-E300		
MFG ENGR CHK			
QA CHK	REV 1.24	Drawing Number	Sheet 4 of 10



Engineer	SAMSUNG Address City	TITLE:	Size A3
Drawn by			
R&D CHK			
DOC CTRL CHK			
MFG ENGR CHK	SGH-E300		

Changed by user8	Date Changed 2004.09.01	Time Changed 5:15:20 PM	QA CHK	ISS 1.24	Drawing Number	Sheet 5 of 10
---------------------	----------------------------	----------------------------	--------	-------------	----------------	---------------





CSP1093

Engineer	COMPANY NAME
Drawn By	Address
RAU CHK	TITLE: SGH-E300
DOC CTRL CHK	Size
RFU ENDR CHK	Sheet 7 of 10
Changed By	Date Changed 2004 09 01
1mg changed	DA CHK
5.16-03 pA	REV 1.24

